



# Independent School District

## 2013-2014 Official Budget

*Effective*

*July 1, 2013 – June 30, 2014*

*Issued by:*

Dr. Bruce Gearing  
*Superintendent of Schools*

Ricardo Vela  
*Assistant Superintendent for Business Services*

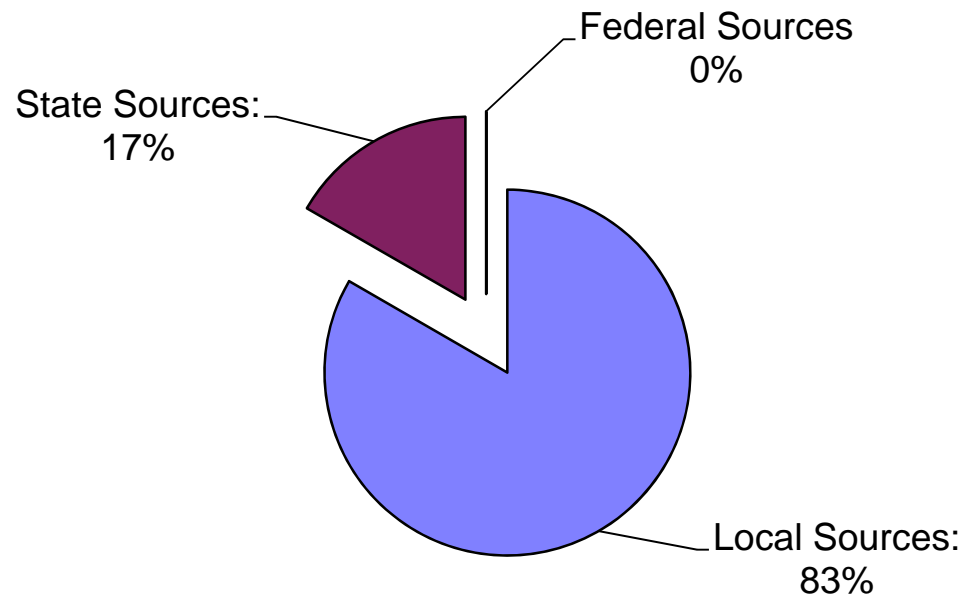
Chuck Rainey  
*Director of Finance*



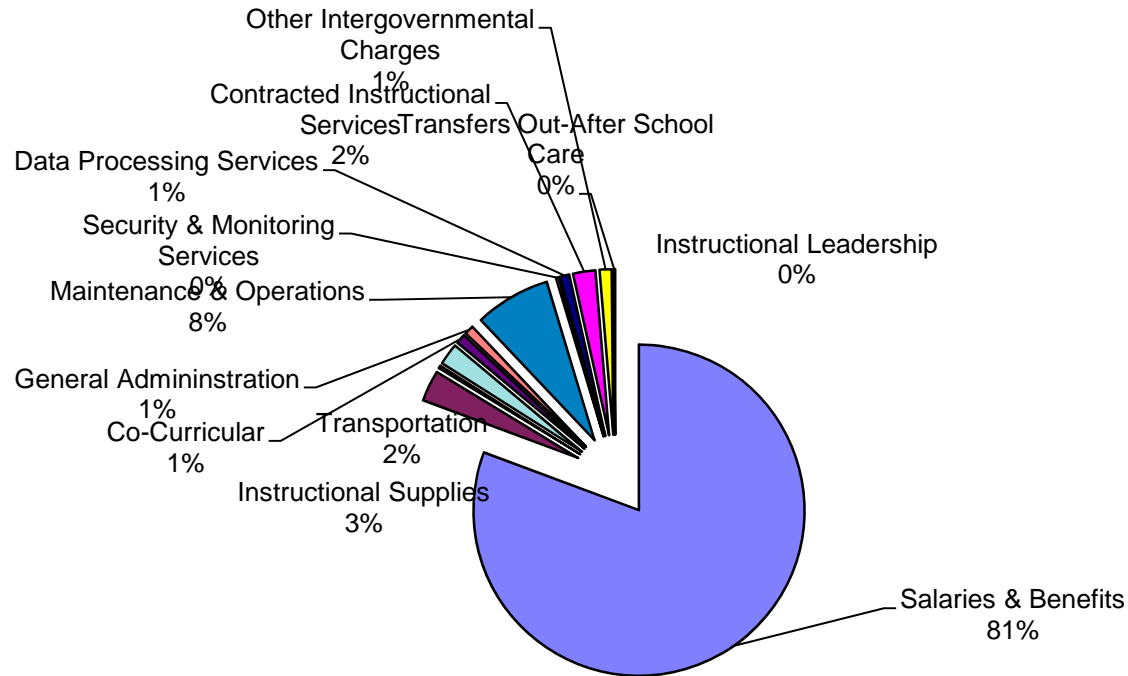
Independent  
School District

# Budget Detail

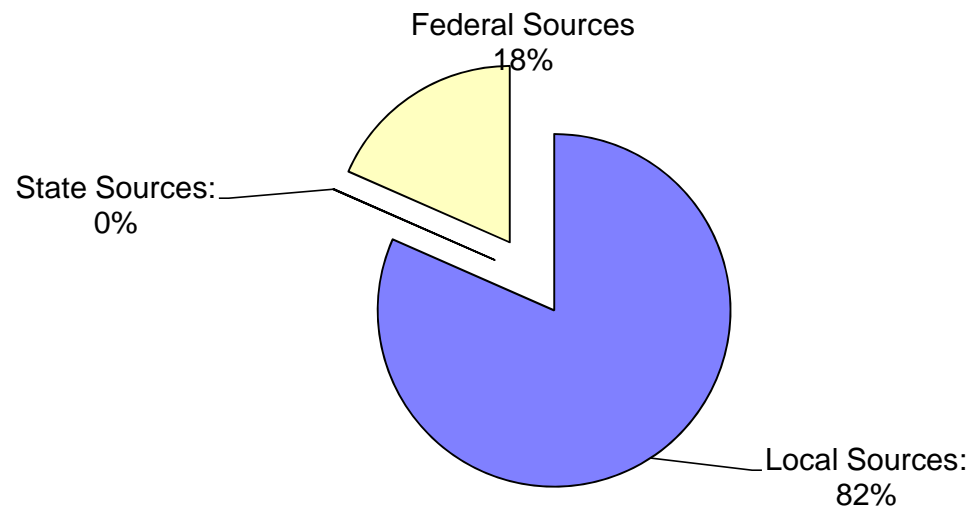
# Total Estimated Revenues General Fund



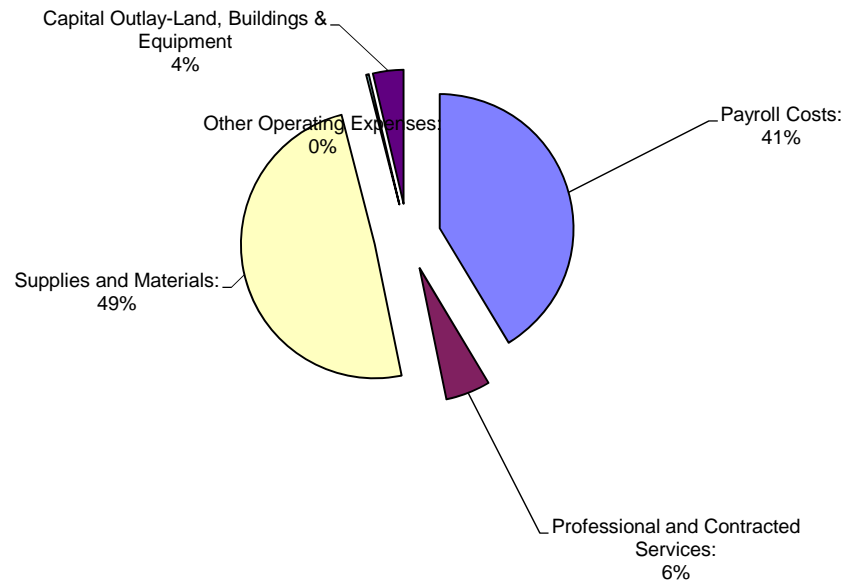
# Total Appropriations & Other Uses - General Fund



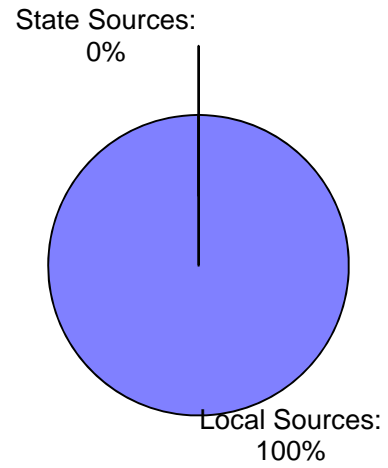
# Total Estimated Revenues Food Service Fund



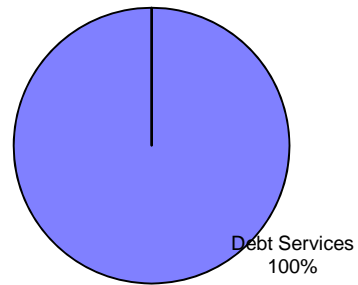
# Total Appropriations & Other Uses - Food Service Fund



# Total Estimated Revenues Debt Service Fund



# Total Appropriations & Other Uses - Debt Service Fund







Dripping Springs Independent School District  
2013-2014 District Budget

	Object Codes	General Fund	Food Service Fund	Debt Service Fund
<b>Estimated Revenues:</b>				
<b>Local Sources:</b>				
Taxes, Current Year Levy	5711	\$ 27,953,354		\$ 12,095,201
Taxes, Prior Years	5712	\$ 250,000		\$ 75,000
Penalties, Interest & Other Tax	5719	\$ 180,000		\$ 50,000
Tuition and Fees	5739	\$ 100,000		
Earnings from Temporary Funds	5742	\$ 40,000	\$ 2,000	\$ 10,000
Rent	5743	\$ 50,000		
Gifts & Bequests	5744	\$ -		
Other Revenue from Local	5749	\$ 46,000		
Food Service Activity	5751		\$ 1,725,000	
Athletic Activity	5752	\$ 180,000		
Results from Enterprising	5755			
<b>State Sources:</b>				
Per Capita Apportionment	5811	\$ 1,156,090		
Foundation School Program	5812	\$ 3,237,942		
State Program by TEA	5829	\$ -	\$ -	\$ -
TRS on-Behalf Payments	5831	\$ 1,364,638		
State Revenue by State Agencies	5839			
Shared Services/Fiscal Agent	5842			
<b>Federal Sources</b>				
School Breakfast Program	5921		\$ 50,000	
National School Lunch Program	5922		\$ 270,000	
USDA Donated Commodities	5923		\$ 69,740	
Federal Revenues by TEA	5929	\$ -		
Federal Revenues by State Agent	5939			
Medicaid Administrative Claim	5932	\$ -		
<b>Other Sources</b>				
Sale of Property	7912	\$ -		
<b>Total Estimated Revenues</b>		\$ 34,558,024	\$ 2,116,740	\$ 12,230,201
Salaries		\$ 24,517,650	\$ 765,441	
Employee Benefits		\$ 1,997,875	\$ 110,784	
TRS on-Behalf Payments		\$ 1,364,638		
Campus General Supplies		\$ 900,983		
Technology		\$ 147,158		
Curriculum & Instruction		\$ 94,400		
Student Transportation:		\$ 725,735		
Food Services:			\$ 1,240,515	
Co-Curricular/Extracurricular:		\$ 326,192		
General Administration:		\$ 318,175		
Plant Maintenance & Operations:		\$ 2,553,055		
Security & Monitoring Services:		\$ 87,620		
Data Processing Services:		\$ 314,542		
Community Services:				
Debt Services:		\$ -		\$ 9,910,247
Facilities Acquisition & Const:		\$ -		
Contracted Instructional Services:		\$ 750,000		
Other Intergovernmental Charges		\$ 400,000		
Transfer Out - After School Care		\$ 60,000		
<b>Total Appropriations &amp; Other Uses</b>		\$ 34,558,024	\$ 2,116,740	\$ 9,910,247
<b>Total Estimated Revenues</b>		\$ 34,558,024	\$ 2,116,740	\$ 12,230,201
<b>Excess (Shortage)</b>		\$ 0	\$ 0	\$ 2,319,954



Dripping Springs Independent School District  
 General Fund  
 2013-2014

	Object Codes	General Fund 198 - 199		
Estimated Revenues:				
Local Sources:			\$	28,799,354
Taxes, Current Year Levy	5711	\$ 27,953,354		
Taxes, Prior Years	5712	\$ 250,000		
Penalties, Interest & Other Tax	5719	\$ 180,000		
Revenue from Services to Other LEA	5729			
Tuition and Fees	5739	\$ 100,000		
Earnings from Temporary Funds	5742	\$ 40,000		
Rent	5743	\$ 50,000		
Gifts & Bequests	5744			
Other Revenues from Local	5749	\$ 46,000		
Athletic Activity	5752	\$ 180,000		
State Sources:			\$	5,758,670
Per Capita Apportionment	5811	\$ 1,156,090		
Foundation School Program	5812	\$ 3,237,942		
State Program Revenue by TEA	5829	\$ -		
TRS on-Behalf Payments	5831	\$ 1,364,638		
Federal Sources			\$	-
Federal Revenue by TEA	5929	\$ -		
Medicaid Administrative Claim	5932			
Other Sources			\$	-
Sale of Property	7912			
Total Estimated Revenues		\$ 34,558,024		
Salaries		\$ 24,517,650		
Employee Benefits		\$ 1,997,875		
TRS on-Behalf Payments		\$ 1,364,638		
Campus General Allocations		\$ 900,983		
Technology		\$ 147,158		
Curriculum & Instruction		\$ 94,400	\$	94,400
34 Student Transportation:			\$	725,735
Professional and Contracted Services:				
Professional Services	6219	\$ 3,465		
Education Service Center	6239	\$ 2,385		
Maintenance and Repairs - Vehicles	6248	\$ 13,750		
Maintenance and Repairs - General	6249	\$ 11,000		
Utilities-Telephone	6256	\$ -		
Utilities-Propane	6258	\$ -		
Rentals	6269	\$ 2,500		
Miscellaneous Contracted Services	6299	\$ 16,800		
Supplies and Materials:				
Gasoline & Other Fuels	6311	\$ 384,485		
Other Supplies Maintenance of Vehicles	6318	\$ 99,000		
Other Supplies for Maintenance	6319	\$ 2,500		
Reading Materials	6329	\$ 100		
General Supplies	6399	\$ 10,750		
Other Operating Costs:				
Travel - Employee Only	6411	\$ 3,000		
Insurance & Bonding Expense	6429	\$ 40,000		
Reclassified Transportation Expense	6494	\$ (150,000)		
Miscellaneous Operating Expense	6499	\$ 1,000		
Capital Outlay - Land, Buildings & Equipment:				
Vehicles	6631	\$ 285,000		
Furniture,Equipment,Software	6639			
36 Co-Curricular/Extracurricular:		\$ 326,192	\$	326,192
41 General Administration:		\$ 318,175	\$	318,175



Dripping Springs Independent School District  
 General Fund  
 2013-2014

	Object Codes	General Fund 198 - 199		
51 Plant Maintenance & Operations:			\$	2,553,055
Professional and Contracted Services:				
Professional Services	6219	\$ 52,700		
Maintenance and Repairs-Phone	6245	\$ 39,000		
Maintenance and Repairs-Buildings	6246	\$ 77,063		
Maintenance and Repairs-Grounds	6247	\$ 1,900		
Maintenance and Repairs-Vehicles	6248	\$ -		
Maintenance and Repairs	6249	\$ 74,000		
Utilities-Water	6255	\$ 257,725		
Utilities-Telephone	6256	\$ 68,000		
Utilities-Electricity	6257	\$ 1,110,000		
Utilities-Gas	6258	\$ 128,000		
Utilities-Sanitation	6259	\$ 57,000		
Rentals	6269	\$ 18,500		
Miscellaneous Contracted Services	6299	\$ 120,200		
Supplies and Materials:				
Supplies - Buildings	6315	\$ 134,082		
Supplies - Janitorial	6316	\$ 135,400		
Supplies - Grounds	6317	\$ 79,000		
Supplies - Vehicles	6318			
Other Supplies for Maintenance	6319	\$ 3,500		
General Supplies	6399	\$ 74,110		
Other Operating Costs:				
Travel - Employee Only	6411	\$ 1,800		
Reclassified Transportation Expense	6494	\$ -		
Dues	6429	\$ 117,000		
Miscellaneous Operating Expense	6499	\$ 4,075		
Capital Outlay-Land, Buildings & Equipment				
Building Purchase and Construction	6629	\$ -		
Vehicles	6631			
Furniture,Equipment,Software	6639	\$ -		
52 Security & Monitoring Services:			\$	87,620
Professional and Contracted Services:				
Professional Services	6219	\$ 5,500		
Miscellaneous Contracted Services	6299	\$ 80,370		
Supplies and Materials:				
General Supplies	6399	\$ 1,750		
Furniture,Equipment,Software	6639			
53 Data Processing Services:		\$ 314,542	\$	314,542
71 Debt Services:			\$	-
Debt Services:				
Long Term Debt Principal	6513			
Capital Lease Interest	6522			
Interest on Debt	6523			
Other Debt Service Fees	6599			
81 Facilities Acquisition & Const:			\$	-
Capital Outlay-Land, Buildings & Equipment				
Land Purchase and Improvements	6619			
Building Purchase and Construction	6629			
Furniture,Equipment,Software	6639			
91 Contracted Instructional Services:			\$	750,000
Student Attendance Credits	6224	\$ 750,000		
99 Other Intergovernmental Charges				
Tax Appraisal and Collections	6213	\$ 400,000		
Transfer Out - After School Care	8911	\$ 60,000		
Total Appropriations & Other Uses		\$ 34,558,024		
Total Estimated Revenues		\$ 34,558,024		
		\$ 0		



# Dripping Springs Independent School District Athletics

2013-2014

	Object Codes	Athletics 198	
36 Cocurricular Activities			\$ 326,192
Professional and Contracted Services:			
Professional Services	6219		
Contracted Maintenance & Repair	6249	\$ 13,955	
Rentals-Operating Leases	6269	\$ 900	
Miscellaneous Contracted Services	6299	\$ 56,200	
Supplies and Materials:			
Reading Materials	6329	\$ 500	
General Supplies	6399	\$ 139,825	
Other Operating:			
Travel & Subsistence-Employee	6411	\$ 11,650	
Travel & Subsistence-Students	6412	\$ 4,850	
Travel & Subsistence-Non-Employee	6419	\$ -	
Reclassification of Transportation Expense	6494	\$ 69,927	
Miscellaneous Operating	6499	\$ 28,385	
51 Maintenance & Operation			\$ 125,300
Professional and Contracted Services:			
Maintenance & Repair - Buildings	6246	\$ 11,000	
Maintenance & Repair - Grounds	6247	\$ 1,900	
Maintenance & Repair - General	6249	\$ 2,000	
Utilities-Water	6255	\$ 45,000	
Utilities-Telephone	6256	\$ -	
Utilities-Electricity	6257	\$ 10,000	
Utilities-Garbage	6259	\$ 1,000	
Rentals-Operating Leases	6269	\$ 4,500	
Miscellaneous Contracted Services	6299	\$ 2,000	
Supplies and Materials:			
Supplies Maint & Op - Buildings	6315	\$ 5,000	
Supplies Maint & Op - Janitorial	6316		
Supplies Maint & Op - Grounds	6317	\$ 42,000	
Other Operating:			
Travel & Subsistence-Employee	6411	\$ 500	
Dues	6495	\$ -	
Miscellaneous Operating	6499	\$ 400	
Capital Outlay-Land, Buildings & Equipment			
Land Purchase and Improvements	6619		
Furniture,Equipment,Software	6639		
52 Security			\$ 5,500
Professional and Contracted Services:			
Professional Services	6219	\$ 5,500	
Total Expenditures		<u>\$ 456,992</u>	

Dripping Springs Independent School District  
Salary

2013-2014

		199
11 Instruction:		
Salary and Wages	\$	15,748,628
Employee Benefits	\$	1,221,691
TRS On-Behalf	\$	858,011
12 Instructional Resources and Media:		
Salary and Wages	\$	376,918
Employee Benefits	\$	24,597
TRS On-Behalf	\$	23,638
13 Curriculum Development:		
Salary and Wages	\$	293,301
Employee Benefits	\$	18,701
TRS On-Behalf	\$	12,917
21 Instructional Leadership:		
Salary and Wages	\$	300,732
Employee Benefits	\$	22,113
TRS On-Behalf	\$	19,993
23 School Leadership:		
Salary and Wages	\$	1,629,254
Employee Benefits	\$	128,410
TRS On-Behalf	\$	90,400
31 Guidance & Counseling:		
Salary and Wages	\$	764,918
Employee Benefits	\$	61,541
TRS On-Behalf	\$	41,682
33 Health Services:		
Salary and Wages	\$	251,479
Employee Benefits	\$	17,834
TRS On-Behalf	\$	13,577
34 Student Transportation:		
Salary and Wages	\$	899,916
Employee Benefits	\$	109,920
TRS On-Behalf	\$	47,314
36 Co-Curricular/Extracurricular:		
Salary and Wages	\$	673,409
Employee Benefits	\$	39,989
TRS On-Behalf	\$	32,752
41 General Administration:		
Salary and Wages	\$	908,359
Employee Benefits	\$	65,972
TRS On-Behalf	\$	49,611
51 Plant Maintenance & Operations:		
Salary and Wages	\$	2,281,858
Employee Benefits	\$	259,851
TRS On-Behalf	\$	148,945
52 Security & Monitoring Services:		
Salary and Wages	\$	3,777
Employee Benefits	\$	63
TRS On-Behalf	\$	-
53 Data Processing Services:		
Salary and Wages	\$	385,102
Employee Benefits	\$	27,193
TRS On-Behalf	\$	25,798
Total Expenditures	\$	27,880,164

---

Salaries	\$	24,517,650
Employee Benefits	\$	1,997,875
TRS On-Behalf	\$	1,364,638
	\$	<u>27,880,164</u>

# Dripping Springs Independent School District

**2013-2014**

## Campus General Supplies Allocations

CAMPUS	PROJECTED ENROLLMENT	ALLOTMENT FACTOR	GENERAL SUPPLY ALLOTMENT
Dripping Springs High School	1,442	\$110	158,620
Dripping Springs Middle School	1,126	\$110	123,860
Dripping Springs Elementary School	894	\$90	80,460
Walnut Springs Elementary School	760	\$90	68,425
Rooster Springs Elementary School	752	\$90	67,685
TOTAL	4,974		499,050

## Instructional Resources and Media Services

CAMPUS	PROJECTED ENROLLMENT	ALLOTMENT FACTOR	GENERAL SUPPLY ALLOTMENT
Dripping Springs High School	1,442		9,026
Dripping Springs Middle School	1,126		5,778
Dripping Springs Elementary School	894		4,182
Walnut Springs Elementary School	760		3,781
Rooster Springs Elementary School	752		3,756
TOTAL	4,974		26,523

## Copiers

CAMPUS	PROJECTED ENROLLMENT	ALLOTMENT FACTOR	GENERAL SUPPLY ALLOTMENT
Dripping Springs High School			15,000
Dripping Springs Middle School			15,000
Dripping Springs Primary School			15,000
Walnut Springs Elementary School			15,000
Rooster Springs Elementary School			15,000
TOTAL			75,000

## Students with Disabilities

CAMPUS	PROJECTED FTE	ALLOTMENT FACTOR	GENERAL SUPPLY ALLOTMENT
Dripping Springs High School	43.5795	\$20	872
Dripping Springs Middle School	42.0504	\$20	841
Dripping Springs Elementary School	34.7871	\$20	696
Walnut Springs Elementary School	29.4353	\$20	589
Rooster Springs Elementary School	31.3467	\$20	627
TOTAL	181.1990		3,625

## Career & Technology

CAMPUS	PROJECTED FTE	ALLOTMENT FACTOR	GENERAL SUPPLY ALLOTMENT
Dripping Springs High School	110.6400	\$100	11,064
TOTAL	110.6400		11,064

# Dripping Springs Independent School District

**2013-2014**

## Gifted & Talented

CAMPUS	PROJECTED ENROLLMENT	ALLOTMENT FACTOR	GENERAL SUPPLY ALLOTMENT
Dripping Springs High School	117	\$20	2,340
Dripping Springs Middle School	84	\$20	1,680
Dripping Springs Elementary School	44	\$20	880
Walnut Springs Elementary School	27	\$20	540
Rooster Springs Elementary School	45	\$20	900
TOTAL	317		6,340

## Compensatory Education

CAMPUS	PROJECTED ENROLLMENT	ALLOTMENT FACTOR	GENERAL SUPPLY ALLOTMENT
Dripping Springs High School	143	\$100	14,300
Dripping Springs Middle School	166	\$100	16,600
Dripping Springs Elementary School	165	\$100	16,500
Walnut Springs Elementary School	214	\$100	21,400
Rooster Springs Elementary School	45	\$100	4,500
TOTAL	733		73,300

## Bilingual-ESL Education

CAMPUS	PROJECTED ENROLLMENT	ALLOTMENT FACTOR	GENERAL SUPPLY ALLOTMENT
Dripping Springs High School	17	\$25	425
Dripping Springs Middle School	27	\$25	675
Dripping Springs Elementary School	83	\$25	2,075
Walnut Springs Elementary School	61	\$25	1,525
Rooster Springs Elementary School	9	\$25	225
TOTAL	197		4,925

## High School Allotment

	ALLOTMENT
Dripping Springs High School Allotment - Budget by High School	158,473
TOTAL	158,473

## Total Campus Allotment

CAMPUS	PROJECTED ENROLLMENT	TOTAL ALLOTMENT
Dripping Springs High School	1,442	370,120
Dripping Springs Middle School	1,126	169,517
Dripping Springs Primary School	894	119,793
Walnut Springs Elementary School	760	111,260
Rooster Springs Elementary School	752	92,793
TOTAL	4,974	863,483

Dripping Springs Independent School District

**2013-2014**

**SPECIALS**

	ALLOTMENT
Dripping Springs High School Band Instruments	30,000
Human Resources - AESOP	7,500
TOTAL	37,500

900,983



# Dripping Springs Independent School District Curriculum - 870

2013-2014

	Object Codes	199	
11 Instruction			\$ 600
Professional and Contracted Services:			
Miscellaneous Contracted Services	6299	\$ 600	
Supplies and Materials:			
General Supplies	6399		
Staff Development			\$ 55,600
Salary and Wages			
Extra Duty Pay	6118	\$ 5,000	
Professional and Contracted Services:			
Professional Services	6219		
Education Service Center	6239	\$ 600	
Contracted Maintenance & Repair	6249	\$ 1,000	
Rentals - Operating Leases	6269	\$ 1,200	
Miscellaneous Contracted Services	6299	\$ 36,200	
Supplies and Materials:			
Reading Materials	6329	\$ 2,000	
General Supplies	6399	\$ 3,500	
Other Operating:			
Travel & Subsistence-Employee	6411	\$ 2,300	
Miscellaneous Operating	6499	\$ 3,800	
21 Curriculum			\$ 20,800
Professional and Contracted Services:			
Professional Services	6219		
Education Service Center	6239	\$ 3,300	
Contracted Maintenance & Repair	6249	\$ 500	
Rentals - Operating Leases	6269		
Miscellaneous Contracted Services	6299	\$ 2,500	
Supplies and Materials:			
Reading Materials	6329	\$ 3,000	
General Supplies	6399	\$ 10,000	
Other Operating:			
Travel & Subsistence-Employee	6411	\$ 1,500	
Miscellaneous Operating	6499		
31 Guidance & Counseling			\$ 3,800
Professional and Contracted Services:			
Professional Services	6219		
Education Service Center	6239	\$ 500	
Miscellaneous Contracted Services	6299	\$ 1,000	
Supplies and Materials:			
Reading Materials	6329	\$ 300	
Testing Materials	6339	\$ 500	
General Supplies	6399	\$ 1,000	
Other Operating:			
Travel & Subsistence-Employee	6411	\$ 500	
Miscellaneous Operating	6499		
Total Expenditures		\$ 80,800	

# Dripping Springs Independent School District Intervention and Academic Support - 871

2013-2014

	Object Codes	199	
11 Instruction			-
Supplies and Materials:			
General Supplies	6399		
13 Staff Development			100
Professional and Contracted Services:			
Professional Services	6219		
Education Service Center	6239		
Contracted Maintenance & Repair	6249		
Rentals - Operating Leases	6269		
Miscellaneous Contracted Services	6299		
Supplies and Materials:			
Reading Materials	6329		
General Supplies	6399		
Other Operating:			
Travel & Subsistence-Employee	6411		
Miscellaneous Operating	6499	100	
21 Curriculum			18,500
Professional and Contracted Services:			
Professional Services	6219		
Education Service Center	6239		
Contracted Maintenance & Repair	6249	2,000	
Rentals - Operating Leases	6269	3,000	
Miscellaneous Contracted Services	6299	1,000	
Supplies and Materials:			
Reading Materials	6329	-	
General Supplies	6399	10,000	
Other Operating:			
Travel & Subsistence-Employee	6411	2,000	
Miscellaneous Operating	6499	500	
31 Guidance & Counseling			-
Professional and Contracted Services:			
Professional Services	6219		
Education Service Center	6239		
Miscellaneous Contracted Services	6299		
Supplies and Materials:			
Reading Materials	6329		
Testing Materials	6339		
General Supplies	6399		
Other Operating:			
Travel & Subsistence-Employee	6411		
Miscellaneous Operating	6499		
Total Expenditures		<u>18,600</u>	

Dripping Springs Independent School District  
 Superintendent's Office - 701

2013-2014

	Object Codes	199
36 Extracurricular		
Other Operating:		
Miscellaneous Operating	6499	
41 General Administration		
Professional and Contracted Services:		
Legal Services	6211	\$ 85,000
Professional Services	6219	\$ 1,000
Contracted Maintenance & Repair	6249	\$ 1,000
Rentals - Operating Leases	6269	\$ 1,000
Miscellaneous Contracted Services	6299	\$ 10,000
Supplies and Materials:		
Reading Materials	6329	\$ -
General Supplies	6399	\$ 10,000
Other Operating:		
Travel & Subsistence-Employee	6411	\$ 5,000
Insurance & Bonding	6429	\$ 300
Dues	6495	\$ 3,000
Miscellaneous Operating	6499	\$ 2,500
52 Security		
Professional and Contracted Services:		
Professional Services	6219	<u>                    </u>
Total Expenditures		<u><u>\$ 118,800</u></u>

Dripping Springs Independent School District  
School Board - 702

2012-2013

	Object Codes	199
41 General Administration:		
Professional and Contracted Services:		
Legal Services	6211 \$	-
Professional Services	6219	
Education Service Center Services	6239 \$	1,000
Contracted Maintenance & Repair	6249 \$	-
Rentals - Operating Leases	6269 \$	-
Miscellaneous Contracted Services	6299 \$	5,000
Supplies and Materials:		
Reading Materials	6329 \$	-
General Supplies	6399 \$	5,000
Other Operating:		
Travel & Subsistence-Non-Employee	6419 \$	500
Insurance & Bonding	6429 \$	17,500
Election Expenses	6439 \$	7,000
Dues	6495 \$	7,500
Miscellaneous Operating	6499 \$	1,000
		<hr/>
Total Expenditures	\$	<u>44,500</u>

Dripping Springs Independent School District  
Tax Collections - 703

2012-2013

	Object Codes		199
41 General Administration:			
Other Operating:			
Insurance & Bonding	6429	\$	300
99 Other Intergovernmental Charges			
Professional and Contracted Services:			
Tax Appraisal & Collection	6213	\$	<u>400,000</u>
Total Expenditures		\$	<u><u>400,300</u></u>

Dripping Springs Independent School District  
 Human Resource - 749

2012-2013

	Object Codes	199
11 School Administration		
Professional and Contracted Services:		
Professional Services	6299 \$	7,500
41 General Administration:		
Professional and Contracted Services:		
Professional Services	6219 \$	3,000
Contracted Maintenance & Repair	6249 \$	200
Rentals - Operating Leases	6269 \$	600
Consulting Services	6291 \$	-
Miscellaneous Contracted Services	6299 \$	15,000
Supplies and Materials:		
Reading Materials	6329	
General Supplies	6399 \$	5,000
Other Operating:		
Travel & Subsistence-Employee	6411 \$	500
Dues	6495 \$	100
Miscellaneous Operating	6499 \$	2,000
		<hr/>
Total Expenditures	\$	<u>33,900</u>

Dripping Springs Independent School District  
Business Office - 750

2012-2013

	Object Codes		199
41 General Administration:			
Professional and Contracted Services:			
Audit Services	6212	\$	48,000
Professional Services	6219	\$	1,500
Education Service Center Services	6239	\$	1,500
Contracted Maintenance & Repair	6249	\$	2,000
Rentals - Operating Leases	6269	\$	10,250
Miscellaneous Contracted Services	6299	\$	15,000
Supplies and Materials:			
Reading Materials	6329	\$	200
General Supplies	6399	\$	27,500
Other Operating:			
Travel & Subsistence-Employee	6411	\$	3,000
Dues	6495	\$	900
Miscellaneous Operating	6499	\$	6,000
			<hr/>
Total Expenditures		\$	<u>115,850</u>

Dripping Springs Independent School District  
 Technology Department - 997

2012-2013

	Object Codes	199	
11 Instruction			\$ 137,808
Professional and Contracted Services:			
Education Service Center	6239	\$ 8,675	
Contracted Maintenance & Repair	6249	\$ 65	
Miscellaneous Contracted Services	6269	\$ 120	
Miscellaneous Contracted Services	6299	\$ 22,153	
Supplies and Materials:			
Reading Materials	6329	\$ 9,545	
General Supplies	6399	\$ 96,750	
Other Operating:			
Travel & Subsistence-Employee	6411	\$ 500	
12 Instructional Resources and Media Services			\$ 8,850
Professional and Contracted Services:			
Miscellaneous Contracted Services	6299	\$ 8,850	
13 Staff Development			\$ 500
Other Operating:			
Travel & Subsistence-Employee	6411	\$ 500	
51 Maintenance & Operations			\$ 83,000
Professional and Contracted Services:			
Contracted Maintenance & Repair	6245	\$ 15,000	
Utilities-Telephone	6256	\$ 68,000	
52 Security			\$ 21,500
Professional and Contracted Services:			
Professional Services	6299	\$ 20,370	
Supplies and Materials:			
General Supplies	6399	\$ 1,130	
53 Data Processing Services			\$ 314,542
Professional and Contracted Services:			
Professional Services	6219		
Education Service Center	6239	\$ 57,362	
Contracted Maintenance & Repair	6249	\$ 50	
Rentals - Operating Leases	6269	\$ 120	
Miscellaneous Contracted Services	6299	\$ 195,660	
Supplies and Materials:			
General Supplies	6399	\$ 55,350	
Other Operating:			
Travel & Subsistence-Employee	6411	\$ 6,000	
		<u>\$ 566,200</u>	
Total Expenditures			





**Dripping Springs Independent School District**  
**National School Breakfast & Lunch Program**  
**2013-2014 Budget**

	Object Codes	240	
Estimated Revenues:			
Local Sources:			
Earnings from Temporary Funds	5742	\$ 2,000	
Food Service Activity	5751	\$ 1,725,000	
State Sources:			
State Program Rev by TEA	5829	\$ -	
Federal Sources			
School Breakfast Program	5921	\$ 50,000	
National School Lunch Program	5922	\$ 270,000	
USDA Donated Commodities	5923	\$ 69,740	
		<u>\$ 2,116,740</u>	
35 Food Services			
Payroll Costs:			\$ 876,225
Salaries - Professional	6119	\$ 132,015	
Salaries - Extra Duty	6121	\$ 15,000	
Salaries - Substitute	6122	\$ 25,000	
Salaries - Support Personnel	6129	\$ 593,426	
Social Security/Medicare	6141	\$ 9,427	
Group Health and Life Insurance	6142	\$ 68,006	
Workers' Compensation	6143	\$ 29,157	
Unemployment	6145	\$ 618	
Teacher Retirement/TRS Care	6146	\$ 3,576	
Professional and Contracted Services:			
Professional Services	6219	\$ 1,000	\$ 114,300
Education Service Center Services	6239	\$ -	
Maintenance and Repairs	6249	\$ 53,200	
Rentals	6269	\$ 600	
Miscellaneous Contracted Services	6299	\$ 59,500	
Supplies and Materials:			\$ 1,041,590
Other Supplies for Maintenance	6319	\$ 2,250	
Reading Materials	6329	\$ 600	
Food	6341	\$ 861,000	
Non-Food	6342	\$ 65,500	
USDA Donated Commodities	6344	\$ 69,740	
Food Service Supplies	6349	\$ 42,500	
Other Operating Expenses:			\$ 6,625
Travel - Employee	6411	\$ 4,000	
Dues	6495	\$ 250	
Miscellaneous Operating	6499	\$ 2,375	
Capital Outlay-Land, Buildings & Equipment			\$ 78,000
Furniture ,Equipment ,Software	6639	\$ 78,000	
51 Plant Maintenance & Operations:			
Payroll Costs:			\$ -
Salaries - Support Personnel	6129	\$ -	
Workers' Compensation	6143	\$ -	
Unemployment	6145	\$ -	
Teacher Retirement/TRS Care	6146	\$ -	
Professional and Contracted Services:			\$ -
Utilities-Telephone	6256	\$ -	
		<u>\$ 2,116,740</u>	

Begin Date of Project: 07/01/2013  
End Date of Project: 06/30/2014



Dripping Springs Independent School District  
2013-2014 Budget

	Fund 240-National School Breakfast & Lunch	Fund 240-National School Breakfast & Lunch	Fund 240-National School Breakfast & Lunch
<b>Projected Revenues</b>	<b>2013-2014</b>	<b>2012-2013</b>	<b>Increase (Decrease)</b>
5700 Local	1,727,000	1,700,000	27,000
5800 State	0	7,000	(7,000)
5900 Federal	389,740	343,000	46,740
<b>Total Projected Revenues</b>	<b>2,116,740</b>	<b>2,050,000</b>	<b>66,740</b>
<b>Appropriations</b>			
35 Food Services	2,116,740	1,900,000	216,740
51 Plant Maintenance & Operations	0	150,000	(150,000)
<b>Total Appropriations</b>	<b>2,116,740</b>	<b>2,050,000</b>	<b>66,740</b>
<b>Net Change in Fund Balance</b>	<b>0</b>	<b>0</b>	<b>0</b>



Dripping Springs Independent School District  
 Debt Service Fund  
 2013-2014

	Object Codes	599
Estimated Revenues:		
Local Sources:		
Taxes, Current Year Levy	\$ 5,711	\$ 12,095,201
Taxes, Prior Years	\$ 5,712	\$ 75,000
Penalties, Interest & Other	\$ 5,719	\$ 50,000
Earnings from Temporary Deposits	\$ 5,742	\$ 10,000
State Sources:		
State Program Rev by TEA	\$ 5,829	<u>                    </u>
 Total Estimated Revenues		<u><u>\$ 12,230,201</u></u>

71 Debt Services		
Bond Principal	\$ 6,511	\$ 3,910,000
Bond Interest	\$ 6,521	\$ 5,940,247
Other Debt Service Fees	\$ 6,599	<u>\$ 60,000</u>
 Total Appropriations		<u><u>\$ 9,910,247</u></u>

Begin Date of Project: 7/1/2013  
 End Date of Project: 6/30/2014

Bond	Budget Year			
		Principal	Interest	TOTAL
2003	\$ 8,699,997	\$ 810,000	\$ 160,715	\$ 970,715
2005	\$ 28,520,000	\$ 895,000	\$ 690,813	\$ 1,585,813
2007	\$ 4,764,999		\$ 189,394	\$ 189,394
2008	\$ 96,170,000	\$ 2,120,000	\$ 4,307,225	\$ 6,427,225
2010	\$ 10,380,000	\$ -	\$ 345,300	\$ 345,300
2012*		\$ -	\$ -	\$ -
2012A	\$ 8,805,000	\$ 85,000	\$ 246,800	\$ 331,800
TOTAL		\$ 3,910,000	\$ 5,940,247	\$ 9,850,247



Dripping Springs Independent School District  
2013-2014 Budget

		Fund 199-General Fund	Fund 199-General Fund	Fund 199-General Fund
Projected Revenues		2013-2014	2012-2013	Increase (Decrease)
5700	Local	28,799,354	27,152,380	1,646,974
5800	State (Includes TRS on Behalf)	5,758,670	6,072,520	(313,850)
5900	Federal	0	10,000	(10,000)
<b>Total Projected Revenues</b>		<b>34,558,024</b>	<b>33,234,900</b>	<b>1,323,124</b>
Appropriations				
11	Instruction	18,810,433	18,253,903	556,530
12	Instructional Resources & Media Services	484,559	353,706	130,853
13	Staff Development	345,049	353,699	(8,650)
21	Instructional Leadership	363,638	354,390	9,248
23	School Leadership	1,883,904	1,720,249	163,655
31	Guidance, Counseling & Evaluation	884,798	725,278	159,520
33	Health Services	290,495	228,881	61,614
34	Student Transportation	1,782,885	1,694,666	88,219
35	Food Services	0	0	0
36	Cocurricular/Extracurricular Activities	1,072,342	1,042,363	29,979
41	General Administration	1,342,117	1,276,224	65,893
51	Plant Maintenance & Operations	5,243,709	5,380,625	(136,916)
52	Security & Monitoring Services	91,460	17,498	73,962
53	Data Processing Services	752,635	640,878	111,757
61	Community Services	0	0	0
71	Debt Services	0	0	0
81	Facilities Acquisition and Construction	0	0	0
91	Contracted Instructional Services	750,000	1,900,000	(1,150,000)
99	Other Intergovernmental Charges	400,000	400,000	0
	Transfer Out - After School	60,000	60,000	0
<b>Total Appropriations</b>		<b>34,558,024</b>	<b>34,402,360</b>	<b>155,664</b>
<b>Net Change in Fund Balance</b>		<b>0</b>	<b>-1,167,460</b>	<b>1,167,460</b>



Dropping Springs Independent School District  
2013-2014 Budget

	Fund 599-Debt Service	Fund 599-Debt Service	Fund 599-Debt Service
<b>Projected Revenues</b>	<b>2013-2014</b>	<b>2012-2013</b>	<b>Increase (Decrease)</b>
5700 Local	12,230,201	11,557,568	672,633
<b>Total Projected Revenues</b>	<b>12,230,201</b>	<b>11,557,568</b>	<b>672,633</b>
<b>Appropriations</b>			
71 Debt Services	9,910,247	10,636,000	(725,753)
<b>Total Appropriations</b>	<b>9,910,247</b>	<b>10,636,000</b>	<b>(725,753)</b>
<b>Net Change in Fund Balance</b>	<b>2,319,954</b>	<b>921,568</b>	<b>1,398,386</b>