



Independent School District

2012-2013 Official Budget

Effective

July 1, 2012 – June 30, 2013

Issued by:

Dr. Bruce Gearing
Superintendent of Schools

Ricardo Vela
Assistant Superintendent for Business Services

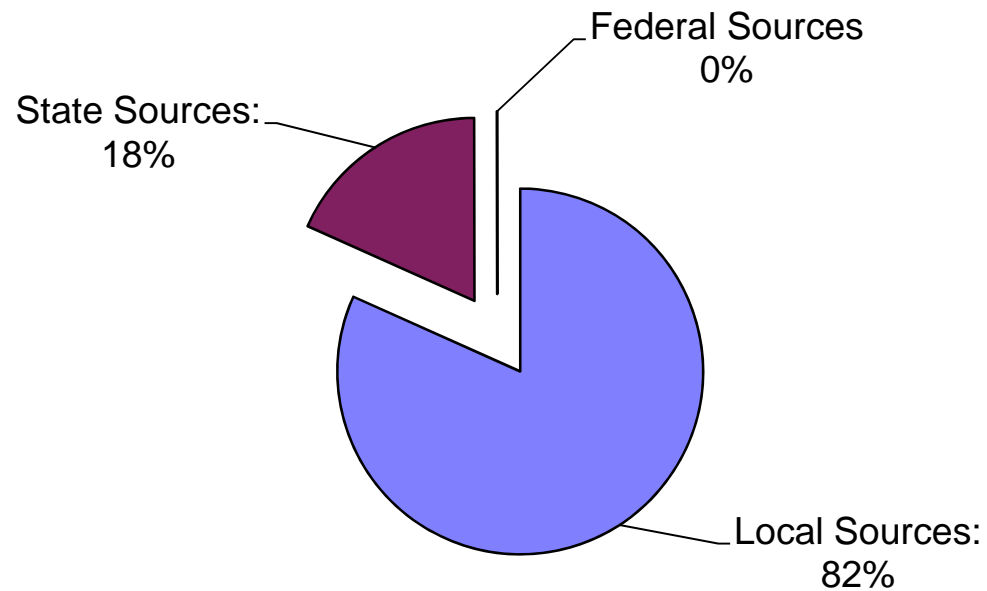
Chuck Rainey
Director of Finance



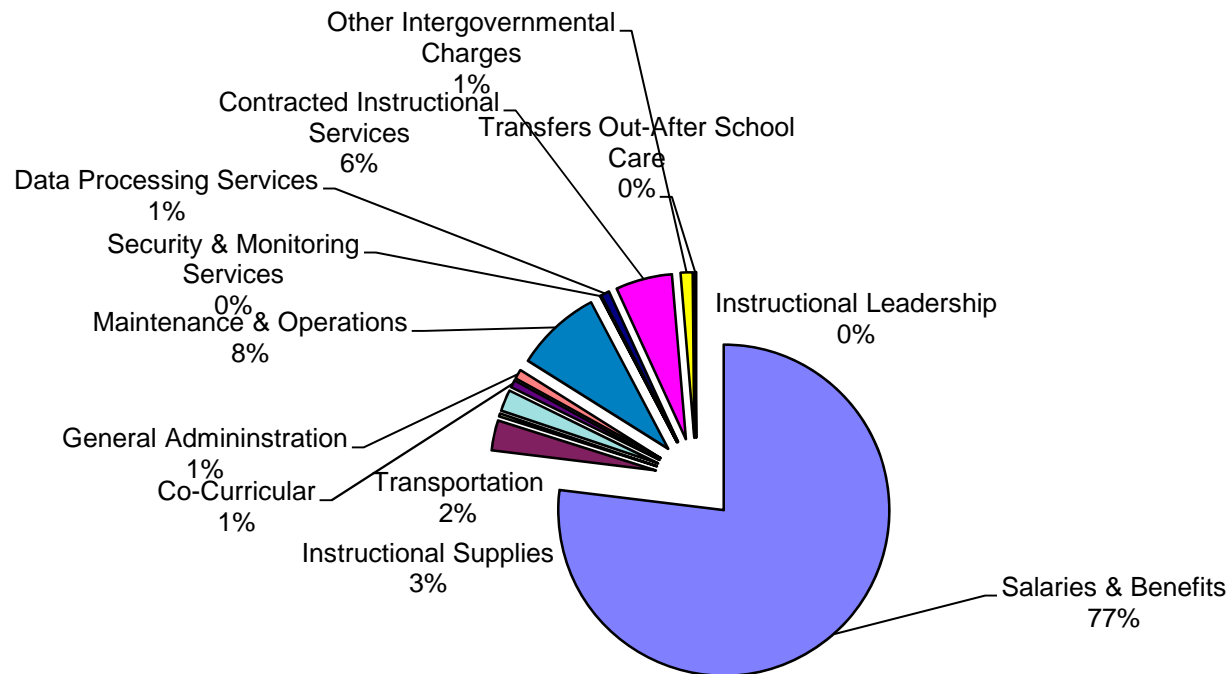
Independent
School District

Budget Detail

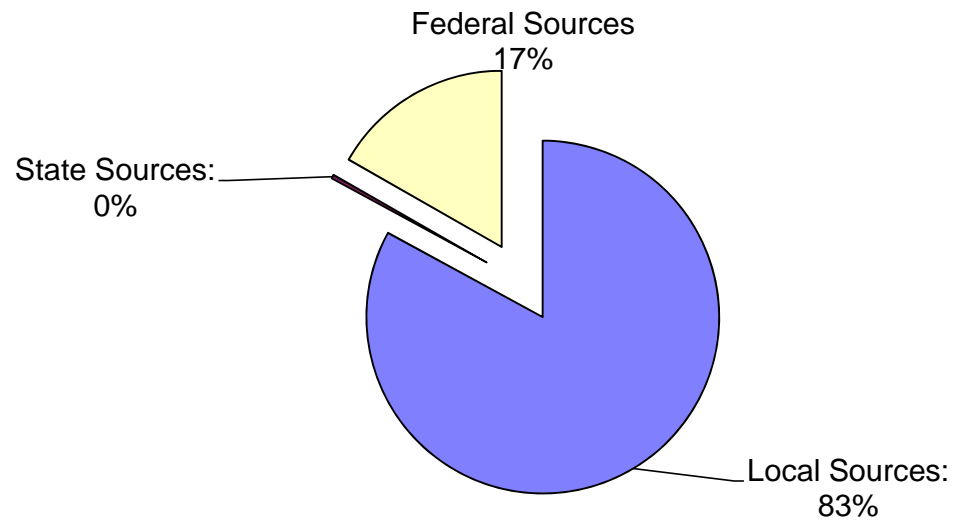
Total Estimated Revenues General Fund



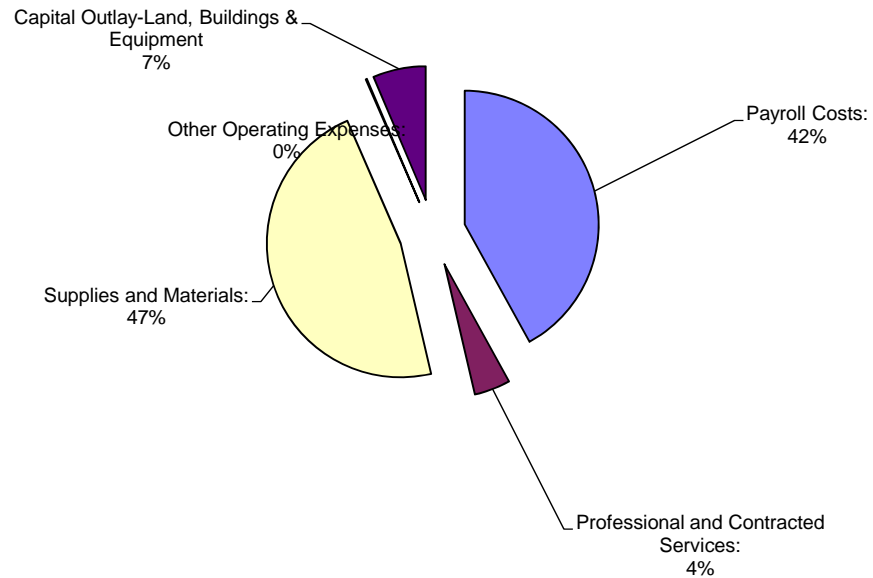
Total Appropriations & Other Uses - General Fund



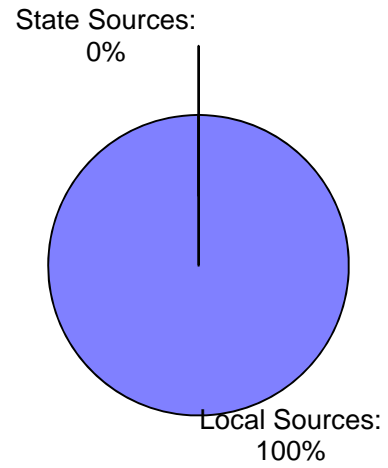
Total Estimated Revenues Food Service Fund



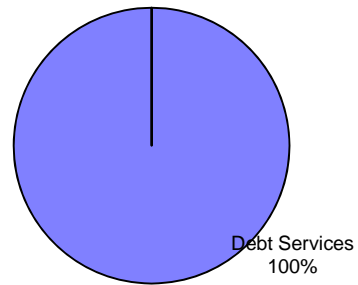
Total Appropriations & Other Uses - Food Service Fund



Total Estimated Revenues Debt Service Fund



Total Appropriations & Other Uses - Debt Service Fund





Dripping Springs Independent School District
2012-2013 District Budget

	Object Codes	General Fund	Food Service Fund	Debt Service Fund
Estimated Revenues:				
Local Sources:				
Taxes, Current Year Levy	5711	\$ 26,306,380		\$ 11,382,568
Taxes, Prior Years	5712	\$ 250,000		\$ 75,000
Penalties, Interest & Other Tax	5719	\$ 180,000		\$ 90,000
Tuition and Fees	5739	\$ 100,000		
Earnings from Temporary Funds	5742	\$ 40,000	\$ 2,000	\$ 10,000
Rent	5743	\$ 50,000		
Gifts & Bequests	5744	\$ -		
Other Revenue from Local	5749	\$ 46,000		
Food Service Activity	5751		\$ 1,698,000	
Athletic Activity	5752	\$ 180,000		
Results from Enterprising	5755			
State Sources:				
Per Capita Apportionment	5811	\$ 1,077,985		
Foundation School Program	5812	\$ 3,736,929		
State Program by TEA	5829	\$ 5,000	\$ 7,000	\$ -
TRS on-Behalf Payments	5831	\$ 1,252,606		
State Revenue by State Agencies	5839			
Shared Services/Fiscal Agent	5842			
Federal Sources				
School Breakfast Program	5921		\$ 42,000	
National School Lunch Program	5922		\$ 249,000	
USDA Donated Commodities	5923		\$ 52,000	
Federal Revenues by TEA	5929	\$ 10,000		
Federal Revenues by State Agent	5939			
Medicaid Administrative Claim	5932	\$ -		
Other Sources				
Sale of Property	7912	\$ -		
Total Estimated Revenues		\$ 33,234,900	\$ 2,050,000	\$ 11,557,568
Salaries		\$ 23,379,971	\$ 653,000	
Employee Benefits		\$ 1,837,466	\$ 123,535	
TRS on-Behalf Payments		\$ 1,252,606		
Campus General Supplies		\$ 869,030		
Technology		\$ 139,617		
Curriculum & Instruction		\$ 99,000		
Student Transportation:		\$ 719,995		
Food Services:			\$ 1,273,465	
Co-Curricular/Extracurricular:		\$ 256,300		
General Administration:		\$ 318,175		
Plant Maintenance & Operations:		\$ 2,876,125		
Security & Monitoring Services:		\$ 13,760		
Data Processing Services:		\$ 280,315		
Community Services:				
Debt Services:		\$ -		\$ 10,636,000
Facilities Acquisition & Const:		\$ -		
Contracted Instructional Services:		\$ 1,900,000		
Other Intergovernmental Charges		\$ 400,000		
Transfer Out - After School Care		\$ 60,000		
Total Appropriations & Other Uses		\$ 34,402,360	\$ 2,050,000	\$ 10,636,000
Total Estimated Revenues		\$ 33,234,900	\$ 2,050,000	\$ 11,557,568
Excess (Shortage)		\$ (1,167,460)	\$ -	\$ 921,568



Dripping Springs Independent School District
 General Fund
 2012-2013

	Object Codes	General Fund 198 - 199		
Estimated Revenues:				
Local Sources:			\$	27,152,380
Taxes, Current Year Levy	5711	\$ 26,306,380		
Taxes, Prior Years	5712	\$ 250,000		
Penalties, Interest & Other Tax	5719	\$ 180,000		
Revenue from Services to Other LEA	5729			
Tuition and Fees	5739	\$ 100,000		
Earnings from Temporary Funds	5742	\$ 40,000		
Rent	5743	\$ 50,000		
Gifts & Bequests	5744			
Other Revenues from Local	5749	\$ 46,000		
Athletic Activity	5752	\$ 180,000		
State Sources:			\$	6,072,520
Per Capita Apportionment	5811	\$ 1,077,985		
Foundation School Program	5812	\$ 3,736,929		
State Program Revenue by TEA	5829	\$ 5,000		
TRS on-Behalf Payments	5831	\$ 1,252,606		
Federal Sources			\$	10,000
Federal Revenue by TEA	5929	\$ 10,000		
Medicaid Administrative Claim	5932			
Other Sources			\$	-
Sale of Property	7912			
Total Estimated Revenues		\$ 33,234,900		
Salaries		\$ 23,379,971		
Employee Benefits		\$ 1,837,466		
TRS on-Behalf Payments		\$ 1,252,606		
Campus General Allocations		\$ 869,030		
Technology		\$ 139,617		
Curriculum & Instruction		\$ 99,000	\$	99,000
34 Student Transportation:			\$	719,995
Professional and Contracted Services:				
Professional Services	6219	\$ 3,465		
Education Service Center	6239	\$ 2,745		
Maintenance and Repairs - Vehicles	6248	\$ 13,750		
Maintenance and Repairs - General	6249	\$ 7,500		
Utilities-Telephone	6256	\$ -		
Utilities-Propane	6258	\$ -		
Rentals	6269	\$ 2,500		
Miscellaneous Contracted Services	6299	\$ 14,800		
Supplies and Materials:				
Gasoline & Other Fuels	6311	\$ 384,485		
Other Supplies Maintenance of Vehicles	6318	\$ 99,000		
Other Supplies for Maintenance	6319	\$ 4,000		
Reading Materials	6329	\$ 100		
General Supplies	6399	\$ 10,750		
Other Operating Costs:				
Travel - Employee Only	6411	\$ 900		
Insurance & Bonding Expense	6429	\$ 40,000		
Reclassified Transportation Expense	6494	\$ (150,000)		
Miscellaneous Operating Expense	6499	\$ 1,000		
Capital Outlay - Land, Buildings & Equipment:				
Vehicles	6631	\$ 285,000		
Furniture,Equipment,Software	6639			
36 Co-Curricular/Extracurricular:		\$ 256,300	\$	256,300
41 General Administration:		\$ 318,175	\$	318,175
51 Plant Maintenance & Operations:			\$	2,876,125
Professional and Contracted Services:				



Dripping Springs Independent School District
General Fund

2012-2013

	Object Codes	General Fund 198 - 199		
Professional Services	6219	\$ 49,000		
Maintenance and Repairs-Phone	6245			
Maintenance and Repairs-Buildings	6246	\$ 171,000		
Maintenance and Repairs-Grounds	6247	\$ 1,900		
Maintenance and Repairs-Vehicles	6248	\$ -		
Maintenance and Repairs	6249	\$ 72,000		
Utilities-Water	6255	\$ 212,725		
Utilities-Telephone	6256	\$ 60,300		
Utilities-Electricity	6257	\$ 1,360,000		
Utilities-Gas	6258	\$ 128,000		
Utilities-Sanitation	6259	\$ 56,000		
Rentals	6269	\$ 14,000		
Miscellaneous Contracted Services	6299	\$ 303,000		
Supplies and Materials:				
Supplies - Buildings	6315	\$ 126,000		
Supplies - Janitorial	6316	\$ 185,400		
Supplies - Grounds	6317	\$ 37,000		
Supplies - Vehicles	6318			
Other Supplies for Maintenance	6319	\$ 3,500		
General Supplies	6399	\$ 5,000		
Other Operating Costs:				
Travel - Employee Only	6411	\$ 1,300		
Reclassified Transportation Expense	6494	\$ 30,000		
Dues	6495	\$ -		
Miscellaneous Operating Expense	6499	\$ 4,000		
Capital Outlay-Land, Buildings & Equipment				
Building Purchase and Construction	6629	\$ 12,000		
Vehicles	6631	\$ 44,000		
Furniture,Equipment,Software	6639	\$ -		
52 Security & Monitoring Services:			\$ 13,760	
Professional and Contracted Services:				
Professional Services	6219	\$ 5,000		
Miscellaneous Contracted Services	6299	\$ 5,260		
Supplies and Materials:				
General Supplies	6399	\$ 3,500		
Furniture,Equipment,Software	6639			
53 Data Processing Services:		\$ 280,315	\$ 280,315	
71 Debt Services:			\$ -	
Debt Services:				
Long Term Debt Principal	6513			
Capital Lease Interest	6522			
Interest on Debt	6523			
Other Debt Service Fees	6599			
81 Facilities Acquisition & Const:			\$ -	
Capital Outlay-Land, Buildings & Equipment				
Land Purchase and Improvements	6619			
Building Purchase and Construction	6629			
Furniture,Equipment,Software	6639			
91 Contracted Instructional Services:			\$ 1,900,000	
Student Attendance Credits	6224	\$ 1,900,000		
99 Other Intergovernmental Charges				
Tax Appraisal and Collections	6213	\$ 400,000		
Transfer Out - After School Care	8911	\$ 60,000		
Total Appropriations & Other Uses		\$ 34,402,360		
Total Estimated Revenues		\$ 33,234,900		
		\$ (1,167,460)		



Dripping Springs Independent School District Athletics

2012-2013

	Object Codes	Athletics 198	
36 Cocurricular Activities			\$ 251,800
Professional and Contracted Services:			
Professional Services	6219		
Contracted Maintenance & Repair	6249	\$ 12,000	
Rentals-Operating Leases	6269	\$ 5,500	
Miscellaneous Contracted Services	6299	\$ 44,900	
Supplies and Materials:			
Reading Materials	6329	\$ 700	
General Supplies	6399	\$ 115,300	
Other Operating:			
Travel & Subsistence-Employee	6411	\$ 11,000	
Travel & Subsistence-Students	6412	\$ 8,000	
Travel & Subsistence-Non-Employee	6419	\$ 300	
Reclassification of Transportation Expense	6494	\$ 36,600	
Miscellaneous Operating	6499	\$ 17,500	
51 Maintenance & Operation			\$ 125,300
Professional and Contracted Services:			
Maintenance & Repair - Buildings	6246	\$ 11,000	
Maintenance & Repair - Grounds	6247	\$ 1,900	
Maintenance & Repair - General	6249	\$ 2,000	
Utilities-Water	6255	\$ 45,000	
Utilities-Telephone	6256	\$ -	
Utilities-Electricity	6257	\$ 10,000	
Utilities-Garbage	6259	\$ 1,000	
Rentals-Operating Leases	6269	\$ 4,500	
Miscellaneous Contracted Services	6299	\$ 2,000	
Supplies and Materials:			
Supplies Maint & Op - Buildings	6315	\$ 5,000	
Supplies Maint & Op - Janitorial	6316		
Supplies Maint & Op - Grounds	6317	\$ 42,000	
Other Operating:			
Travel & Subsistence-Employee	6411	\$ 500	
Dues	6495	\$ -	
Miscellaneous Operating	6499	\$ 400	
Capital Outlay-Land, Buildings & Equipment			
Land Purchase and Improvements	6619		
Furniture,Equipment,Software	6639		
52 Security			\$ 5,000
Professional and Contracted Services:			
Professional Services	6219	\$ 5,000	
Total Expenditures		<u>\$ 382,100</u>	

Dripping Springs Independent School District
Salary

2012-2013

		199
11 Instruction:		
Salary and Wages	\$	15,530,132
Employee Benefits	\$	1,143,079
TRS On-Behalf	\$	795,261
12 Instructional Resources and Media:		
Salary and Wages	\$	257,995
Employee Benefits	\$	16,769
TRS On-Behalf	\$	15,840
13 Curriculum Development:		
Salary and Wages	\$	293,218
Employee Benefits	\$	21,214
TRS On-Behalf	\$	15,554
21 Instructional Leadership:		
Salary and Wages	\$	294,785
Employee Benefits	\$	21,533
TRS On-Behalf	\$	17,272
23 School Leadership:		
Salary and Wages	\$	1,489,295
Employee Benefits	\$	112,684
TRS On-Behalf	\$	83,940
31 Guidance & Counseling:		
Salary and Wages	\$	633,395
Employee Benefits	\$	43,841
TRS On-Behalf	\$	31,947
33 Health Services:		
Salary and Wages	\$	195,323
Employee Benefits	\$	15,434
TRS On-Behalf	\$	11,221
34 Student Transportation:		
Salary and Wages	\$	826,910
Employee Benefits	\$	101,479
TRS On-Behalf	\$	46,282
36 Co-Curricular/Extracurricular:		
Salary and Wages	\$	622,583
Employee Benefits	\$	37,548
TRS On-Behalf	\$	31,159
41 General Administration:		
Salary and Wages	\$	796,311
Employee Benefits	\$	58,646
TRS On-Behalf	\$	40,592
51 Plant Maintenance & Operations:		
Salary and Wages	\$	2,116,406
Employee Benefits	\$	246,953
TRS On-Behalf	\$	141,141
52 Security & Monitoring Services:		
Salary and Wages	\$	3,667
Employee Benefits	\$	71
TRS On-Behalf	\$	-
53 Data Processing Services:		
Salary and Wages	\$	319,951
Employee Benefits	\$	18,215
TRS On-Behalf	\$	22,397
Total Expenditures	\$	26,470,043

Salaries	\$	23,379,971
Employee Benefits	\$	1,837,466
TRS On-Behalf	\$	1,252,606
	\$	<u>26,470,043</u>

Dripping Springs Independent School District

2012-2013

Campus General Supplies Allocations			
CAMPUS	PROJECTED ENROLLMENT	ALLOTMENT FACTOR	GENERAL SUPPLY ALLOTMENT
Dripping Springs High School	1,331	\$125	166,375
Dripping Springs Middle School	1,115	\$95	105,925
Dripping Springs Elementary School	834	\$85	70,890
Walnut Springs Elementary School	740	\$85	62,900
Rooster Springs Elementary School	732	\$85	62,220
TOTAL	4,752		468,310

Instructional Resources and Media Services			
CAMPUS	PROJECTED ENROLLMENT	ALLOTMENT FACTOR	GENERAL SUPPLY ALLOTMENT
Dripping Springs High School	1,331		8,045
Dripping Springs Middle School	1,115		5,745
Dripping Springs Elementary School	834		6,631
Walnut Springs Elementary School	740		7,149
Rooster Springs Elementary School	732		3,696
TOTAL	4,752		31,266

Copiers			
CAMPUS	PROJECTED ENROLLMENT	ALLOTMENT FACTOR	GENERAL SUPPLY ALLOTMENT
Dripping Springs High School			15,000
Dripping Springs Middle School			15,000
Dripping Springs Primary School			15,000
Walnut Springs Elementary School			15,000
Rooster Springs Elementary School			15,000
TOTAL			75,000

Students with Disabilities			
CAMPUS	PROJECTED FTE	ALLOTMENT FACTOR	GENERAL SUPPLY ALLOTMENT
Dripping Springs High School	43.5795	\$20	872
Dripping Springs Middle School	42.0504	\$20	841
Dripping Springs Elementary School	34.7871	\$20	696
Walnut Springs Elementary School	29.4353	\$20	589
Rooster Springs Elementary School	31.3467	\$20	627
TOTAL	181.1990		3,625

Career & Technology			
CAMPUS	PROJECTED FTE	ALLOTMENT FACTOR	GENERAL SUPPLY ALLOTMENT
Dripping Springs High School	102.9130	\$100	10,291
TOTAL	102.9130		10,291

Dripping Springs Independent School District
2012-2013

Gifted & Talented

CAMPUS	PROJECTED ENROLLMENT	ALLOTMENT FACTOR	GENERAL SUPPLY ALLOTMENT
Dripping Springs High School	117	\$20	2,340
Dripping Springs Middle School	84	\$20	1,680
Dripping Springs Elementary School	44	\$20	880
Walnut Springs Elementary School	27	\$20	540
Rooster Springs Elementary School	45	\$20	900
TOTAL	317		6,340

Compensatory Education

CAMPUS	PROJECTED ENROLLMENT	ALLOTMENT FACTOR	GENERAL SUPPLY ALLOTMENT
Dripping Springs High School	143	\$100	14,300
Dripping Springs Middle School	166	\$100	16,600
Dripping Springs Elementary School	165	\$100	16,500
Walnut Springs Elementary School	214	\$100	21,400
Rooster Springs Elementary School	45	\$100	4,500
TOTAL	733		73,300

Bilingual-ESL Education

CAMPUS	PROJECTED ENROLLMENT	ALLOTMENT FACTOR	GENERAL SUPPLY ALLOTMENT
Dripping Springs High School	17	\$25	425
Dripping Springs Middle School	27	\$25	675
Dripping Springs Elementary School	83	\$25	2,075
Walnut Springs Elementary School	61	\$25	1,525
Rooster Springs Elementary School	9	\$25	225
TOTAL	197		4,925

High School Allotment

	ALLOTMENT
Dripping Springs High School Allotment - Budget by High School	158,473
TOTAL	158,473

Total Campus Allotment

CAMPUS	PROJECTED ENROLLMENT	TOTAL ALLOTMENT
Dripping Springs High School	1,331	376,121
Dripping Springs Middle School	1,115	146,466
Dripping Springs Primary School	834	112,672
Walnut Springs Elementary School	740	109,103
Rooster Springs Elementary School	732	87,168
TOTAL	4,752	831,530

Dripping Springs Independent School District
2012-2013

SPECIALS	
	ALLOTMENT
Dripping Springs High School Band Instruments	30,000
Human Resources - AESOP	7,500
TOTAL	37,500

869,030

Dripping Springs Independent School District Curriculum - 870

2012-2013

	Object Codes	199	
11 Instruction			\$ 600
Professional and Contracted Services:			
Miscellaneous Contracted Services	6299	\$ 600	
Supplies and Materials:			
General Supplies	6399		
Staff Development			\$ 55,600
Salary and Wages			
Extra Duty Pay	6118	\$ 5,000	
Professional and Contracted Services:			
Professional Services	6219		
Education Service Center	6239	\$ 600	
Contracted Maintenance & Repair	6249	\$ 1,000	
Rentals - Operating Leases	6269	\$ 1,200	
Miscellaneous Contracted Services	6299	\$ 36,200	
Supplies and Materials:			
Reading Materials	6329	\$ 2,000	
General Supplies	6399	\$ 3,500	
Other Operating:			
Travel & Subsistence-Employee	6411	\$ 2,300	
Miscellaneous Operating	6499	\$ 3,800	
21 Curriculum			\$ 20,800
Professional and Contracted Services:			
Professional Services	6219		
Education Service Center	6239	\$ 3,300	
Contracted Maintenance & Repair	6249	\$ 500	
Rentals - Operating Leases	6269		
Miscellaneous Contracted Services	6299	\$ 2,500	
Supplies and Materials:			
Reading Materials	6329	\$ 3,000	
General Supplies	6399	\$ 10,000	
Other Operating:			
Travel & Subsistence-Employee	6411	\$ 1,500	
Miscellaneous Operating	6499		
31 Guidance & Counseling			\$ 3,800
Professional and Contracted Services:			
Professional Services	6219		
Education Service Center	6239	\$ 500	
Miscellaneous Contracted Services	6299	\$ 1,000	
Supplies and Materials:			
Reading Materials	6329	\$ 300	
Testing Materials	6339	\$ 500	
General Supplies	6399	\$ 1,000	
Other Operating:			
Travel & Subsistence-Employee	6411	\$ 500	
Miscellaneous Operating	6499		
Total Expenditures		\$ 80,800	

Dripping Springs Independent School District Intervention and Academic Support - 871

2012-2013

	Object Codes	199	
11 Instruction			2,000
Supplies and Materials:			
General Supplies	6399	2,000	
13 Staff Development			100
Professional and Contracted Services:			
Professional Services	6219		
Education Service Center	6239		
Contracted Maintenance & Repair	6249		
Rentals - Operating Leases	6269		
Miscellaneous Contracted Services	6299		
Supplies and Materials:			
Reading Materials	6329		
General Supplies	6399		
Other Operating:			
Travel & Subsistence-Employee	6411		
Miscellaneous Operating	6499	100	
21 Curriculum			21,100
Professional and Contracted Services:			
Professional Services	6219	2,600	
Education Service Center	6239		
Contracted Maintenance & Repair	6249	2,000	
Rentals - Operating Leases	6269	3,000	
Miscellaneous Contracted Services	6299	1,000	
Supplies and Materials:			
Reading Materials	6329		
General Supplies	6399	10,000	
Other Operating:			
Travel & Subsistence-Employee	6411	2,000	
Miscellaneous Operating	6499	500	
31 Guidance & Counseling			-
Professional and Contracted Services:			
Professional Services	6219		
Education Service Center	6239		
Miscellaneous Contracted Services	6299		
Supplies and Materials:			
Reading Materials	6329		
Testing Materials	6339		
General Supplies	6399		
Other Operating:			
Travel & Subsistence-Employee	6411		
Miscellaneous Operating	6499		
Total Expenditures		23,200	

Dripping Springs Independent School District
 Superintendent's Office - 701

2012-2013

	Object Codes	199
36 Extracurricular		
Other Operating:		
Miscellaneous Operating	6499	\$ 4,500
41 General Administration		
Professional and Contracted Services:		
Legal Services	6211	\$ 50,000
Professional Services	6219	\$ 1,000
Contracted Maintenance & Repair	6249	\$ 1,000
Rentals - Operating Leases	6269	\$ 1,000
Miscellaneous Contracted Services	6299	\$ 55,500
Supplies and Materials:		
Reading Materials	6329	\$ 800
General Supplies	6399	\$ 14,000
Other Operating:		\$ 4,500
Travel & Subsistence-Employee	6411	\$ 4,000
Insurance & Bonding	6429	\$ 300
Dues	6495	\$ 2,500
Miscellaneous Operating	6499	\$ 500
52 Security		
Professional and Contracted Services:		
Professional Services	6219	<u> </u>
Total Expenditures		<u><u>\$ 139,600</u></u>

Dripping Springs Independent School District
 School Board - 702

2012-2013

	Object Codes	199
41 General Administration:		
Professional and Contracted Services:		
Legal Services	6211 \$	35,000
Professional Services	6219	
Education Service Center Services	6239 \$	1,000
Contracted Maintenance & Repair	6249 \$	-
Rentals - Operating Leases	6269 \$	-
Miscellaneous Contracted Services	6299 \$	5,000
Supplies and Materials:		
Reading Materials	6329 \$	-
General Supplies	6399 \$	100
Other Operating:		
Travel & Subsistence-Non-Employee	6419 \$	500
Insurance & Bonding	6429 \$	17,500
Election Expenses	6439 \$	7,000
Dues	6495 \$	7,500
Miscellaneous Operating	6499 \$	1,000
		<hr/>
Total Expenditures	\$	<u>74,600</u>

Dripping Springs Independent School District
Tax Collections - 703

2012-2013

	Object Codes		199
41 General Administration:			
Other Operating:			
Insurance & Bonding	6429	\$	300
99 Other Intergovernmental Charges			
Professional and Contracted Services:			
Tax Appraisal & Collection	6213	\$	<u>400,000</u>
Total Expenditures		\$	<u><u>400,300</u></u>

Dripping Springs Independent School District
 Human Resource - 749

2012-2013

	Object Codes	199
11 School Administration		
Professional and Contracted Services:		
Professional Services	6299 \$	7,500
41 General Administration:		
Professional and Contracted Services:		
Professional Services	6219 \$	3,000
Contracted Maintenance & Repair	6249 \$	200
Rentals - Operating Leases	6269 \$	600
Consulting Services	6291 \$	-
Miscellaneous Contracted Services	6299 \$	15,000
Supplies and Materials:		
Reading Materials	6329	
General Supplies	6399 \$	2,000
Other Operating:		
Travel & Subsistence-Employee	6411 \$	500
Dues	6495 \$	100
Miscellaneous Operating	6499 \$	2,000
		<hr/>
Total Expenditures	\$	<u>30,900</u>

Dripping Springs Independent School District
 Business Office - 750

2012-2013

	Object Codes		199
41 General Administration:			
Professional and Contracted Services:			
Audit Services	6212	\$	46,000
Professional Services	6219	\$	1,500
Education Service Center Services	6239	\$	1,500
Contracted Maintenance & Repair	6249	\$	2,000
Rentals - Operating Leases	6269	\$	10,250
Miscellaneous Contracted Services	6299	\$	5,000
Supplies and Materials:			
Reading Materials	6329	\$	200
General Supplies	6399	\$	11,000
Other Operating:			
Travel & Subsistence-Employee	6411	\$	3,000
Dues	6495	\$	500
Miscellaneous Operating	6499	\$	3,000
			<hr/>
Total Expenditures		\$	<u>83,950</u>

Dripping Springs Independent School District
 Technology Department - 997

2012-2013

	Object Codes	199	
11 Instruction			\$ 131,076
Professional and Contracted Services:			
Education Service Center	6239	\$ 8,250	
Contracted Maintenance & Repair	6249	\$ 65	
Miscellaneous Contracted Services	6269	\$ 120	
Miscellaneous Contracted Services	6299	\$ 16,346	
Supplies and Materials:			
Reading Materials	6329	\$ 9,545	
General Supplies	6399	\$ 96,750	
Other Operating:			
Travel & Subsistence-Employee	6411		
12 Instructional Resources and Media Services			\$ 8,041
Professional and Contracted Services:			
Miscellaneous Contracted Services	6299	\$ 8,041	
13 Staff Development			\$ 500
Other Operating:			
Travel & Subsistence-Employee	6411	\$ 500	
51 Maintenance & Operations			\$ 75,300
Professional and Contracted Services:			
Contracted Maintenance & Repair	6245	\$ 15,000	
Utilities-Telephone	6256	\$ 60,300	
52 Security			\$ 8,760
Professional and Contracted Services:			
Professional Services	6219	\$ 5,260	
Supplies and Materials:			
General Supplies	6399	\$ 3,500	
53 Data Processing Services			\$ 280,315
Professional and Contracted Services:			
Professional Services	6219		
Education Service Center	6239	\$ 40,150	
Contracted Maintenance & Repair	6249	\$ 50	
Rentals - Operating Leases	6269	\$ 120	
Miscellaneous Contracted Services	6299	\$ 152,000	
Supplies and Materials:			
General Supplies	6399	\$ 81,995	
Other Operating:			
Travel & Subsistence-Employee	6411	\$ 6,000	
		<u>\$ 503,992</u>	
Total Expenditures			



Dripping Springs Independent School District
National School Breakfast & Lunch Program
2012-2013 Budget

	Object Codes	240	
Estimated Revenues:			
Local Sources:			
Earnings from Temporary Funds	5742	\$ 2,000	
Food Service Activity	5751	\$ 1,698,000	
State Sources:			
State Program Rev by TEA	5829	\$ 7,000	
Federal Sources			
School Breakfast Program	5921	\$ 42,000	
National School Lunch Program	5922	\$ 249,000	
USDA Donated Commodities	5923	\$ 52,000	
Total Estimated Revenues		<u>\$ 2,050,000</u>	
35 Food Services			
Payroll Costs:			\$ 776,535
Salaries - Professional	6119	\$ 74,000	
Salaries - Extra Duty	6121	\$ 15,000	
Salaries - Substitute	6122	\$ 25,000	
Salaries - Support Personnel	6129	\$ 539,000	
Social Security/Medicare	6141	\$ 7,905	
Group Health and Life Insurance	6142	\$ 85,800	
Workers' Compensation	6143	\$ 26,560	
Unemployment	6145	\$ 253	
Teacher Retirement/TRS Care	6146	\$ 3,017	
Professional and Contracted Services:			
Professional Services	6219	\$ 1,500	\$ 88,100
Education Service Center Services	6239	\$ 2,500	
Maintenance and Repairs	6249	\$ 31,000	
Rentals	6269	\$ 500	
Miscellaneous Contracted Services	6299	\$ 52,600	
Supplies and Materials:			\$ 965,850
Other Supplies for Maintenance	6319	\$ 2,500	
Reading Materials	6329	\$ 450	
Food	6341	\$ 808,500	
Non-Food	6342	\$ 67,000	
USDA Donated Commodities	6344	\$ 59,400	
Food Service Supplies	6349	\$ 28,000	
Other Operating Expenses:			\$ 3,250
Travel - Employee	6411	\$ 2,000	
Dues	6495	\$ 250	
Miscellaneous Operating	6499	\$ 1,000	
Capital Outlay-Land, Buildings & Equipment			\$ 130,865
Furniture ,Equipment ,Software	6639	\$ 130,865	
51 Plant Maintenance & Operations:			
Payroll Costs:			\$ 84,150
Salaries - Support Personnel	6129	\$ 80,000	
Workers' Compensation	6143	\$ 4,000	
Unemployment	6145	\$ -	
Teacher Retirement/TRS Care	6146	\$ 150	
Professional and Contracted Services:			\$ 1,250
Utilities-Telephone	6256	\$ 1,250	
Total Appropriations		<u>\$ 2,050,000</u>	



Dripping Springs Independent School District
 Debt Service Fund
 2012-2013

	Object Codes	599
Estimated Revenues:		
Local Sources:		
Taxes, Current Year Levy	\$ 5,711	\$ 11,382,568
Taxes, Prior Years	\$ 5,712	\$ 75,000
Penalties, Interest & Other	\$ 5,719	\$ 90,000
Earnings from Temporary Deposits	\$ 5,742	\$ 10,000
State Sources:		
State Program Rev by TEA	\$ 5,829	<u> </u>
 Total Estimated Revenues		 <u><u>\$ 11,557,568</u></u>

71 Debt Services		
Bond Principal	\$ 6,511	\$ 4,525,000
Bond Interest	\$ 6,521	\$ 6,091,000
Other Debt Service Fees	\$ 6,599	<u>\$ 20,000</u>
 Total Appropriations		 <u><u>\$ 10,636,000</u></u>

Begin Date of Project: 7/1/2012
 End Date of Project: 6/30/2013

Bond	Budget Year			
		Principal	Interest	TOTAL
2003	\$ 8,699,997	\$ 765,000	\$ 188,480	\$ 953,480
2005	\$ 28,520,000	\$ 865,000	\$ 723,272	\$ 1,588,272
2007	\$ 4,764,999		\$ 189,394	\$ 189,394
2008	\$ 96,170,000	\$ 2,040,000	\$ 4,409,225	\$ 6,449,225
2010	\$ 10,380,000	\$ 715,000	\$ 352,450	\$ 1,067,450
2012*	\$ 3,230,000	\$ -	\$ -	\$ -
2012A	\$ 8,805,000	\$ 140,000	\$ 228,179	\$ 368,179
TOTAL		\$ 4,525,000	\$ 6,091,000	\$ 10,616,000



Dripping Springs Independent School District
2012-2013 Budget

2012-2013		Fund 240-National School Breakfast & Lunch
Projected Revenues		2012-2013
5700 Local		1,700,000
5800 State		7,000
5900 Federal		343,000
Total Projected Revenues		2,050,000
Appropriations		
35	Food Services	1,900,000
51	Plant Maintenance & Operations	150,000
Total Appropriations		2,050,000
Net Change in Fund Balance		0



Dripping Springs Independent School District
2012-2013 Budget

2012-2013		Fund 199-General Fund
Projected Revenues		2012-2013
5700 Local		27,152,380
5800 State (Includes TRS on Behalf)		6,072,520
5900 Federal		10,000
Total Projected Revenues		33,234,900
Appropriations		
11	Instruction	18,316,403
12	Instructional Resources & Media Services	353,706
13	Staff Development	353,699
21	Instructional Leadership	354,390
23	School Leadership	1,720,249
31	Guidance, Counseling & Evaluation	725,278
33	Health Services	228,881
34	Student Transportation	1,694,666
35	Food Services	0
36	Cocurricular/Extracurricular Activities	1,042,363
41	General Administration	1,213,724
51	Plant Maintenance & Operations	5,380,625
52	Security & Monitoring Services	17,498
53	Data Processing Services	640,878
61	Community Services	0
71	Debt Services	0
81	Facilities Acquisition and Construction	0
91	Contracted Instructional Services	1,900,000
99	Other Intergovernmental Charges	400,000
	Transfer Out - After School	60,000
Total Appropriations		34,402,360
Net Change in Fund Balance		-1,167,460



Dripping Springs Independent School District
2012-2013 Budget

2012-2013		Fund 599-Debt Service
Projected Revenues		2012-2013
5700 Local		11,557,568
Total Projected Revenues		11,557,568
Appropriations		
71	Debt Services	10,636,000
Total Appropriations		10,636,000
Net Change in Fund Balance		921,568